Sectiune H-H zona stalp de copertina Peron 2
Section H-H conopy pole area Platform 2 km
472+206.5 - 472+395

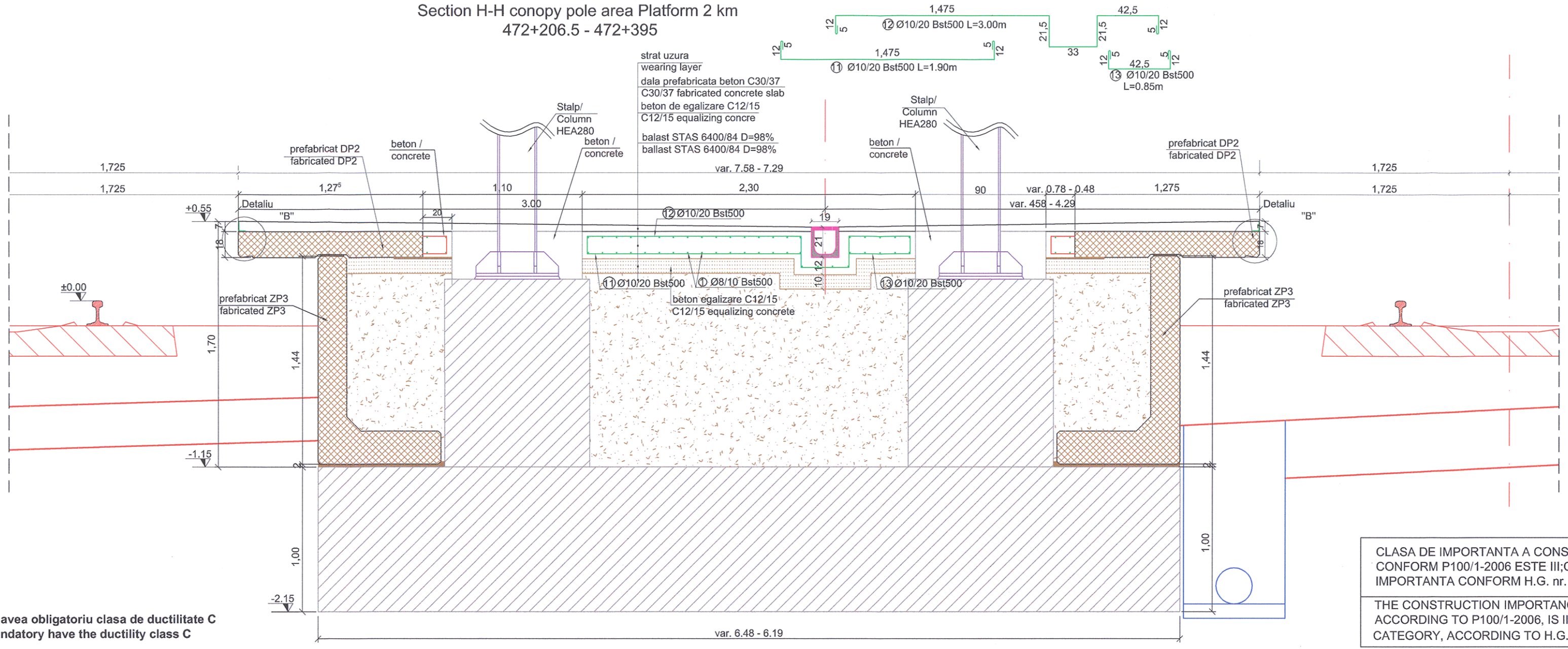

1,475
⑫ Ø10/20 Bst500 L=3.00m
21,5
33
42,5
12
5
1,475
⑪ Ø10/20 Bst500 L=1.90m
42,5
⑬ Ø10/20 Bst500
L=0.85m
strat uzura
wearing layer
dala prefabricata beton C30/37
C30/37 fabricated concrete slab
beton de egalizare C12/15
C12/15 equalizing concre
balast STAS 6400/84 D=98%
ballast STAS 6400/84 D=98%
Stalp/
Column
HEA280
beton /
concrete
prefabricat DP2
fabricated DP2
var. 7.58 - 7.29
1,725
1,27⁵
1,10
3.00
2,30
90
var. 0.78 - 0.48
var. 458 - 4.29
1,275
20
19
21
Detaliu
"B"
+0.55
±0.00
⑫ Ø10/20 Bst500
⑪ Ø10/20 Bst500
⑨ Ø8/10 Bst500
⑬ Ø10/20 Bst500
beton egalizare C12/15
C12/15 equalizing concrete
prefabricat ZP3
fabricated ZP3
1,70
1,44
-1.15
1,00
-2.15
var. 6.48 - 6.19

vor avea obligatoriu clasa de ductilitate C
l mandatory have the ductility class C

CLASA DE IMPORTANTA A CONSTRUCTIEI CONFORM P100/1-2006 ESTE III;CATEGORIA DE IMPORTANTA CONFORM H.G. nr. 766/97 este "C".

THE CONSTRUCTION IMPORTANCE CLASS, ACCORDING TO P100/1-2006, IS III; CATEGORY, ACCORDING TO H.G. 766/97 IS "C"

DETALIU / DETAIL"B"
Scara/ Scale 1:10

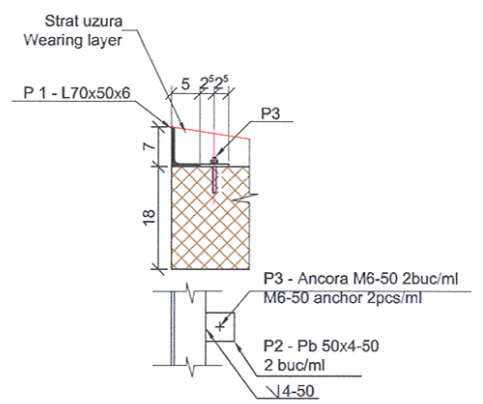

Strat uzura
Wearing layer
P 1 - L70x50x6
5
2⁵
2⁵
P3
7
18
P3 - Ancora M6-50 2buc/ml
M6-50 anchor 2pcs/ml
P2 - Pb 50x4-50
2 buc/ml
4-50

MATERIALS:
Equalization concrete C12/15 CEM II/A-S 32.5 N ; sort 0-31; A/C : 0.75 ;
Reinforced concrete C30/37 CEM II/A-S 42.5 N; sort 0-16; A/C : 0.55;
Mortar M100-T
Reinforcement Bst500
Exposure class: XC4 , XD3 , XF4

MATERIALE:
Beton de egalizare C12/15 CEM II/A-S 32.5 N ; sort 0-31; A/C : 0.75 ;
Beton armat de monolitizare C30/37 CEM II/A-S 42.5 N; sort 0-16; A/C : 0.55;
Mortar M100-T
Armatura Bst500
Clasa de expunere: XC4 , XD3 , XF4

Extras de laminate (pe ml de peron)/ Rolled steel extract (by ml platform)

Pozitie/ Position	Element/ Element	Lungime / Length [m]	Bucati/ Pieces	Greutate/Weight [Kg]			Calitate/ Quality
				Pe U.M	Pe buc	Total	
P1	L70x50x6	1.00	2	5.41	5.41	10.82	S255JR
P2	Pb 50x4-50	0.05	4	1.57	0.0785	0.314	S255JR
P3	M6-50	-	4	-	0.03	0.12	S255JR
Total / Total [Kg]						11.254	
Sudura / Welding (3%)						0.33762	
Greutate Totala / Total weight [Kg]						11.5916	

Extras de armatura/ Reinforcement extract

Element	Marca/ Mark	Diametrul / Diameter	Nr. Buc./ No. of pieces	Lungime / Length (m)	Bst500 (S500)	
					Φ8	Φ10
SectiuneG-G [pe buc]	1	8	78	0.90	70.20	
	11	10	5	1.82		9.10
	12	10	5	3.00		15.00
	13	10	5	0.85		4.25
	14	10	5	1.50		7.50
Sectiune H-H [pe buc]	1	8	64	0.90	57.60	
	11	10	5	1.90		9.50
	12	10	5	3.00		15.00
	13	10	5	0.85		4.25
Lungime totala pe diametre / Total length on diameter (m)					127.80	64.60
Masa pe metru /Mass on meter (kg/m)					0.395	0.617

NOTA1:
In situatia demontarii prefabricatelor dinspre linie pentru executarea lucrarilor la linie cu masini grele de cale se va aplica urmatoarea tehnologie:

1. Se decoperteaza asfaltul in zona monolitizarii dintre prefabricate (DP)
2. Se demoleaza betonul de monolitizare.
3. Se taie armaturile in zona centrala a monolitizarii (la min.1.50m de la marginea peronului).
4. Se demonteaza prefabricatele si se depoziteaza in aceeasi sectiune pe exteriorul peronului (prefabricatul demontat se depoziteaza pe cel care nu se demonteaza).
5. Se executa lucrarile la cale.
6. Se reface peronul prin montarea prefabricatelor pe pozitia initiala.
7. Pe masura ce se monteaza elementele prefabricate de peron se asigura continuitatea armaturilor ,taiate in faza 3 , cu eclise din Bst500 Ø10mm l=250mm sudate.
8. Se monolitizeaza cu beton C30/37 zona demolata si se reface asfaltul decopertat.

NOTE 1:
The following technology will be applied in case when the prefabricated elements from the line will be removed in order to execute the line works with heavy track machines:

1. the asphalt uncovering in the concrete cast in position area between prefabricated elements (DP)
2. removing the cast-in-place concrete
3. cutting the reinforcements in the central area of the concrete cast in position (at min.1.50 m from the platform edge)
4. removing the prefabricated elements and storing them in the same section on the platform exterior side (the removed prefabricated unit is stored on the one which is not removed)
5. track works execution
6. renewing the platform by mounting prefabricated elements on the initial position
7. while mounting the prefabricated elements on the platform it is ensured the continuity of reinforcement that were cut at point 3, by help of Bst500 welded fishplates having Ø 10mm and l = 250 mm
8. the removed area is casted-in-place with concrete C 30/37 and the uncovered asphalt is renewed.

Acest plan anuleaza si inlocuieste planul nr. PT.03.03.28.RE.01.005 elaborat la data 01.2013.

This layout plan canceled and replaced layout plan no. PT.03.03.28.RE.01.005 prepared on 01.2013.

MERTOIU P. GHEORGHE
Nr. 444
A1, A2, A3

CHIRICA ANTON
Nr. 133

Verificator / Expert Checker / Expert	Cerința Requirement	Semnătura Signature	Referat / Expertiză Report / Expertise

European Investment Bank

MINISTERUL TRANSPORTURILOR

BENEFICIAR / BENEFICIARY :
COMPANIA NAȚIONALĂ DE CĂI FERATE "CFR" SA

PROIECTANT / DESIGNER: PŐYRY

			Data Date	Semnătura Signature
Aprobat Approved	Șef de echipă Team leader	C. Teodorescu	01.2013	
Verificat Checked	Expert Cheie Key Expert	R. Witan	01.2013	Witan
Subcontractant / Subcontractor	VIOTOP			
Aprobat Approved	Adjunct Șef de echipă Deputy Team leader	A.M. Baicu	01.2013	
Proiectat Designed	Inginer Engineer	D. Oprescu	01.2013	

"Reabilitarea liniei c.f. Frontieră - Curtici - Simeria, parte componentă a coridorului IV Pan - European pentru circulaţia trenurilor cu viteză maximă de 160 km/h"
Tronsonul 3: Gurasada - Simeria
"Rehabilitation of the Railway Line Border - Curtici - Simeria, component Part of the IV Pan - European Corridor for the Trains Circulation with maximum speed of 160 km/h"
Section 3: Gurasada - Simeria

Project 9i
35311.1

Faza / Phase:
PTh+CS / TD+TS

Denumire desen / Drawing name:
Plan secțiuni -zonă stîlpi copertină - peron 2 - Stația Simeria
Sections plan- conopy pole area - platform 2 - Simeria Station

Scara / Scale	Revizia / Revision	Cod desen / Drawing Code	Nr / No
1:10;1:20	1/05.2013	PT.03.03.28.RE.01.005	05/09

Sectiune G-G zona stalp de copertina Peron 2
Section G-G conopy pole area Platform 2
km 472+112 si 472+193

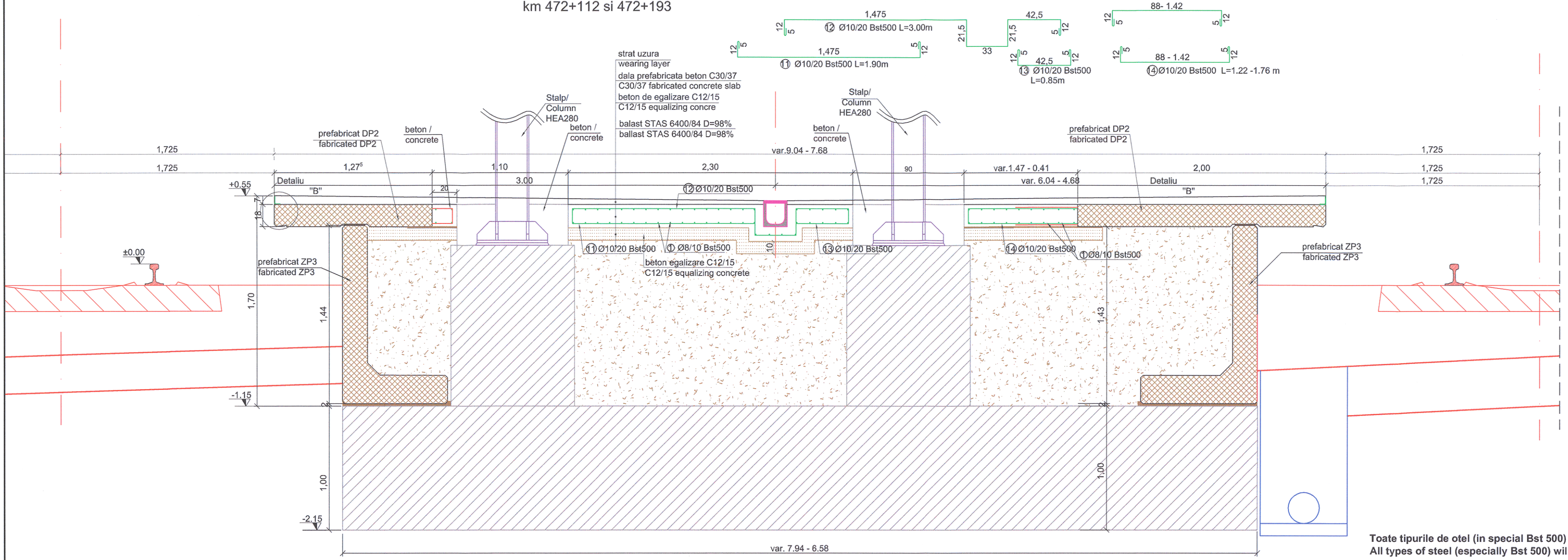
1,475
⑫ Ø10/20 Bst500 L=3.00m
21,5
33
42,5
1,475
⑪ Ø10/20 Bst500 L=1.90m
42,5
⑬ Ø10/20 Bst500
L=0.85m
88- 1.42
88 - 1.42
⑭Ø10/20 Bst500 L=1.22 -1.76 m
12
5
strat uzura
wearing layer
dala prefabricata beton C30/37
C30/37 fabricated concrete slab
beton de egalizare C12/15
C12/15 equalizing concre
balast STAS 6400/84 D=98%
ballast STAS 6400/84 D=98%
Stalp/
Column
HEA280
beton /
concrete
prefabricat DP2
fabricated DP2
prefabricat ZP3
fabricated ZP3
1,725
1,27⁵
1,10
3.00
2,30
90
var.9.04 - 7.68
var.1.47 - 0.41
var. 6.04 - 4.68
2,00
20
Detaliu
"B"
+0.55
±0.00
-1.15
-2.15
7
18
1,70
1,44
1,43
1,00
10
⑫Ø10/20 Bst500
⑪Ø10/20 Bst500
① Ø8/10 Bst500
beton egalizare C12/15
C12/15 equalizing concrete
⑬Ø10/20 Bst500
⑭Ø10/20 Bst500
①Ø8/10 Bst500
var. 7.94 - 6.58

Toate tipurile de otel (in special Bst 500)
All types of steel (especially Bst 500) wil